



GUIDE TO THE SCHOOL OF MEDICINE FOR ERASMUS INCOMING STUDENTS

Academic Year 2023/2024

SUMMARY

1. TUTORING SERVICE	3
2. MOBILITY DESK	5
3. ORGANISATION - Structure of Medical Degrees	6
4. MEDICINE CUP	6
5. LESSONS AND LECTURES	7
6. CLASSROOMS LOCATION	8
7. UNIVERSITY HOSPITAL	11
8. GETTING AROUND	12
9. TIMETABLE PLATFORM	13
10. ORARI UNIPD APP	13
11. MYUNIPD APP	14
12. STUDY PLAN	14
13. EXAMS	15
14. COURSE SYLLABUS (didattica.it)	16
15. LIBRARIES AND LIBRARY SERVICES	16
16. CANTEENS	20
17. BUDDY PROJECT	22
18. CUS SPORTS CENTRE	22
19. ITALIAN LANGUAGE COURSE	23
20. STORE UNIPD	23

First things first, we wish to welcome you to Padova and hope you will enjoy your exchange experience from both an academic and personal point of view!

This guide has been created by the Tutor Junior Office to help you navigate your way through the first weeks here.

1. TUTORING SERVICE

The tutoring service supports students throughout their University career. During this academic year there are 5 Tutors Junior collaborating with the International Office and who you can talk to: Arianna Bertuol, Roberta Cracco, Leonardo Frasson, Giulio Grosso, Sabina Ripanu.



If you're an Erasmus Incoming student, Tutors can help you deal with:

- completing **study plans**
- finding **courses** that match your necessities
- organising your **exams**
- finding **timetables**
- sorting out other organisational difficulties

You can contact us at:

Email: tutor.medicinachirurgia@unipd.it

Telephone/Whatsapp: +39 049 8218672

You can also directly book a 30 minutes **Zoom meeting** at this link <https://tutorunipd.setmore.com/erasmus> by scanning the following QR code:



1.1 WELCOME DINNER

At the beginning of each semester we organise a Welcome Dinner where Erasmus students can mingle with Italian students and get to know each other. You will receive a **Google Form** through which you can join us, hope to meet you in person!

2. MOBILITY DESK

The office works in coordination with the Central mobility unit and provides information on: Learning agreement changes, information about the educational courses on offer, professors, registration of exams and grades. The contact person of the Mobility Desk of the Schools of Medicine and Pharmacy is Sofia Levorato.

You should definitely check out all the official information provided by the School of Medicine Mobility Desk at the following link: <https://www.medicinachirurgia.unipd.it/servizi/international>

You can find explanations about:

- Before your arrival;
- During your stay;
- After your stay;
- Registrations and slides of every meeting;
- How to organise your **practical training**.

Email: international.medicinachirurgia@unipd.it

Telephone/Whatsapp: Tel +39 049 827 5049

3. ORGANISATION - Structure of Medical Degrees

Padova University offers two medical single-cycle degrees: *Medicina e Chirurgia* in Italian (which is further divided into four subgroups) and *Medicine and Surgery* in English. Each one of the subgroups is identified by a code, as explained below.

Medicina e Chirurgia: When students get enrolled in their first year, they get assigned to one of the “Med”. They are basically groups in which students are divided, with different timetables and professors, and identified with a particular code. After you get assigned to one “Med”, you have to follow its lessons and take exams with its professors.

In further details, the division is as it follows:

- Channel A:
 - Med 1: ME1726
 - Med 2: ME1727
- Channel B:
 - Med 3: ME1728
 - Med4: ME1729

Medicine and Surgery: there aren't any group divisions within Medicine and Surgery - students have lessons together and with the same professors. The code that identifies the degree is ME2491.

Please note: **Erasmus students** are **not** assigned to a specific subgroup – they can choose their “Med” singularly for every course. Be careful to add the correct code when you fill in your study plan!

4. MEDICINE CUP

One of the most unique things you'll see during your studies in Padua is the rivalry between the two channels in which Medicine is divided – channel A and B.

The two channels are severely divided both during the lessons and outside - they have their logo (a red chicken for the A team and a blue pig for the B team) and they organise their events, gadgets and parties.

The rivalry exacerbates each year in the period between March and May during which the sports teams of each channel – **volleyball, football, basketball and cheerleading** - train for the Medicine Cup.

The Medicine Cup takes place at the **end of May** – as the teams challenge the rivals, cheered by cheerleading groups and all the students of all years reunite under the same roof.

At the end of the Cup everyone goes partying altogether: the Cup is, given all, just a way to have fun during medicine studies – but don't say it out loud until the end of the Cup!

So, as you're now one of us, are you ready to play and cheer for your team?



5. LESSONS AND LECTURES

Educational activities for the second semester of the Academic year 2023/2024 start on the **26th of February 2024** and end on the **15th of June 2024**.

Furthermore in the following dates the classes will be suspended due to national or local festivities:

- Easter Holidays: from March 29th to April 2nd;
- Liberation Day: April 25th and April 26th;
- Labour Day: May 1st;
- Italian Republic Day: June 2nd;
- Festa Giustiniana: June 13th and June 14th;
- Summer Holidays: from Monday 5th August 2024 to Sunday 17 August 2024.

If you are looking for some more detailed information, you can consult the Academic Calendar: <https://www.unipd.it/calendario-scadenze>

6. CLASSROOMS LOCATION

Classrooms of Edificio Policlinico – Via Giustiniani, 2

- Aula Morgagni
- Aula De Giovanni
- Aula Ramazzini
- Aula Vesalio



Classrooms of Policlinico – Via Giustiniani, 3

- Aula Magna Ginecologia – Clinica Ginecologica e Ostetrica
- Aula Magna Neurologia – Clinica Neurologica
- Aula Magna Ortopedia – Clinica Ortopedica

- Aula Magna Pediatria – Clinica Pediatrica



Classrooms Complesso Istituti Anatomici – via Gabelli 63/65/67

- Aula Falloppio
- Aula Cagnetto
- Aula Tavoli di Anatomia



Classrooms of Clinica Dermatologica – via Vincenzo Gallucci, 4

- Aula Magna di Dermatologia



Classrooms of Edificio di Fisiologia e Chimica organica - via F. Marzolo 3

- Aula Magna - Edificio di Fisiologia



Classroom of Edificio di Igiene – via Loredan, 18

- Aula magna di igiene



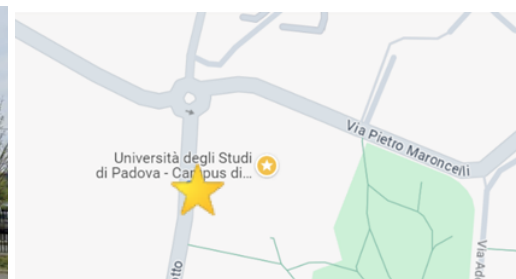
Classroom of Complesso A. Vallisneri - viale G. Colombo 3

- Aula 0A



Classrooms and Laboratories of Complesso didattico di Biomedicina 'Fiore di Botta' – via Pescarotto 8

- Aule 0B – 1B – 1C – 2A – 2B – 2C – 2D – 2E



Laboratories of Edificio Ederle - Via Belzoni, 160 – Padova:

- Skill-lab – laboratorio di simulazione medica
- Debriefing
- Aula Magna Ederle



7. UNIVERSITY HOSPITAL

If you are going to attend practical training in the hospital during your Erasmus mobility programme, it could be useful for you to understand how the University Hospital is organised.

Almost all the Departments you can attend during your Internship are placed in the Complesso Ospedaliero Universitario of **Via Giustiniani, 2**. It is divided in many different buildings on the two sides of the street:

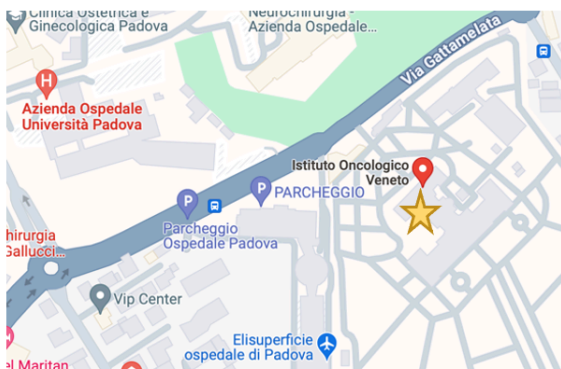
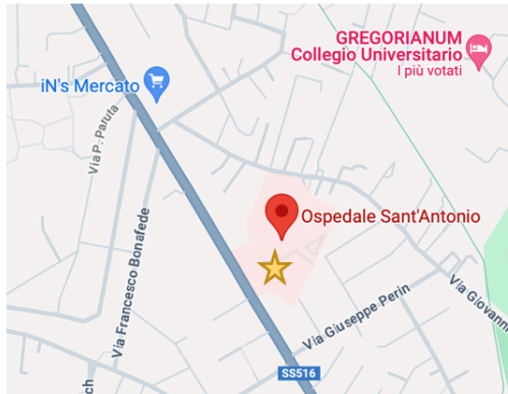
- On one side of the street, after going through the entrance where “Policlinico Universitario” is written (see picture below), there is a big single building divided in two parts, called “**Policlinico**” and “**Monoblocco**”. Here most of the Units of the Hospital are located. Basically, there isn't really a difference between the two parts as regards the subdivision of the units, but for you it just could be useful to know about this distinction to understand where your Department is placed (for example, the Unit of General Surgery 2 is placed in 3th floor of “Policlinico”, instead the Unit of Plastic Surgery is placed in the 5th floor of “Monoblocco”).



- On the other side of the street, there are many other buildings, each one dedicated to a specific Department: there is the Neurology Clinic, the Gynecology Clinic, the Pediatric Clinic, the Orthopaedic Clinic, the Unit of Infectious Diseases, etc.



In addition, other hospitals where your Internship could take place are the **Sant'Antonio Hospital**, placed in Via Facciolati, 71, and the **IOV** (Istituto Oncologico Veneto), placed in Via Gattamelata, 64.



8. GETTING AROUND

Since your arrival in Padova, you might have noticed that the preferred means of transport used by students and local residents alike is the **bike**. You can either buy your own or simply rent one via **Ridemovi**: a bike sharing service that will allow you to rent either a simple or electrical bike to get around the city. You can either pay to unlock the bike once, or you can pay for a more convenient season ticket. When parking these bikes make sure that you are not leaving it in an unsuitable spot.

Given the high rate of bike theft the City hall provides students with the possibility to register their own bike, by marking them in such a manner that they can be tracked down more easily. This service is offered free of charge to students, both during the 1st and 2nd semester.

Alternatively there is the possibility for students to rent the electric scooters provided by **Dott** and **Bit**. UniPD students can receive an extra discount when signing up for these services.

One last noteworthy service is the **QuiBus** which offers the possibility of booking late night bus rides to get around the city. Booking and payment is managed through the respective app.

More details on discounts for students and other information on other means of transport is available in this page: <https://www.unipd.it/muoversi-padova>

9. TIMETABLE PLATFORM

Through this [link](#), you can search your timetable by your degree course, by lecturer, as well as by location or by methods of delivery.

- **Lesson schedule:** you will be able to search by course of study, by a teacher, or by teaching; in each case, you will be asked to complete fields for research with information about the course/teacher/teaching of interest. Please note: For a more practical view, just go down to the bottom and press on "Complete calendar". By clicking on "Export Excel", you will be able to comfortably dispose of the page displays as an excel sheet. For each course will be reported name, teachers of reference, location, methods of development, and schedules.
- **Exam calls:** you will be able to search by course of study, by a teacher, or by teaching; in each case, you will be asked to complete fields for research with information about the course/teacher/teaching of interest.
- **Classroom occupations:** by selecting the location of the classroom of interest, you can see if it is occupied or not, and by which teaching.
- **Study rooms:** by selecting the location, you can view the list of study rooms present there, as well as the description, opening hours, and availability.
- List of events filtered by the venue, type, status, or keyword: Lists the bookings made.

10. ORARI UNIPD APP

ORARI UNIPD APP is an application created by University of Padua to help you with many functions, in particular:

- consultation of **lesson timetables** and **exam timetables**;
- occupancy of classrooms and study spaces;
- lesson **attendance registration**;
- update on **timetables changes**.

In order to check in when you attend a class it is necessary to download the app OrariUniPD (<https://www.unipd.it/orariunipd>). Furthermore, all degree courses belonging to the School of

Medicine and Surgery have **mandatory attendance** (in order to understand the minimum percentage of classes you need to attend, you have to consult the Regulation for your Degree course).

To sign your attendance you will have to follow these steps:

Open ORARI UNIPD APP on your phone → select the option “Rileva presenza” → insert the number of the place you are sitting in class → insert the six figures numeric code or the QR code the professor is showing → click on “Rileva presenza”

Classrooms can potentially accommodate all the students enrolled in the course, so it is not necessary to book a place in order to attend classes face-to-face.

11. MYUNIPD APP

MYUNIPD APP is the new official application created by University of Padua to help you easily manage your University career. This app presents numerous functionalities:

- display of the electronic record and statistics;
- visualisation of study plans;
- teaching evaluation questionnaires;
- complete management of exam sessions;
- possibility of rejecting the grade obtained;
- display of tax information;
- digital badge;
- Uniweb notices;
- push notifications.

12. STUDY PLAN

The Study Plan (*Piano di studio*) is the list of all the activities (exams, internships, labs etc.) you must carry out in order to earn the credits (CFU/ECTS) required.

Filling in your Study Plan through Uniweb is **compulsory**. You must fill it out **in accordance with your Learning Agreement**, adding each course you need to take including your practical training.

Please note: you can add your **practical training** by selecting “TIROCINIO PRATICO IN AREA MEDICA” and choosing the number of ECTS you need (from 2 to 30 ECTS).

The Study Plan can be modified throughout the year, so if you modify your Learning Agreement remember to also update your Study plan.

You can find more information at this [link](#) and you can always book an appointment with the Tutors if you have any questions.

13. EXAMS

Exams in Padova are mainly **oral**, meaning that the professors can ask questions about some of the topics covered in the course, or can present some clinical cases in which using critical thinking, we will be required to propose a treatment plan or a diagnosis.

Signing up for exams is usually done **through UniWeb** (both through the website or alternatively via the My UniPD app). Alternatively for small module exams some professors can require student representatives to collect the names of the participants. So always keep an eye out in the WhatsApp group for sign-up forms.

Please note: if you didn't add a course to your study plan, you won't be able to see the available exam dates and therefore you cannot sign up for the exam through Uniweb. So if you cannot find an exam, check that the course is present in your study plan.

The final mark of the exams is usually expressed out of 30, with 18/30 being the passing grade, and 30/30 the best mark possible. If in an exam a student performs spectacularly the laude can be awarded, meaning that the final mark will be 30 cum laude.

In Italy there are multiple specific terms used in the academic environment to describe exams, let's go over some of them:

Libretto (booklet) → official repository of all registered final marks of exams. Data will be extracted from here for the transcript of records.

Appello (exam calls) → **one appello is an exam attempt. Students** are entitled to 5 appelli (attempts) each academic year. Usually there are 2 appelli in the winter and summer exam session, while there is only one in the September one. The dates of each appello can be published through different information channels, so keep an eye out for communications from your representative. If in doubt, ask.

Parziale (partial exam) → exam covering only part of the topics of a full exam OR an exam covering a module of a bigger exam

Pre-Appello → full exam, usually performed before the beginning of the exam period

Sessione di esame (exam period) → a period of the year, usually lasting 6 weeks, with no classes, just exams. During a sessione, multiple appelli can be organised.

14. COURSE SYLLABUS (didattica.it)

The <https://en.didattica.unipd.it/> website will allow you to deepen the organisation of each course offered by the University and compare it to your home university.

The syllabus contains everything that may interest a student about the organisation of his own courses and is therefore of **great use in filling your Learning Agreement and study plan**. You can find:

- Knowledge and skills to be achieved;
- Examination methods and Evaluation criteria;
- Contents (i.e. the exam program);
- Planned learning activities and teaching methodology;
- Possible indications on the study materials;
- Reference books and literature;
- Professor's contact details.

From the main page, you can access the information by:

1. Selecting the year of enrolment;
2. Selecting, at the top, the type of course (Bachelor's Degree Courses – Master's Degree Courses – **Single Cycle Master's Degree Courses**);
3. Selecting the School of interest (**School of Medicine**);
4. Selecting the course of interest (ME1726 - ME1727 - ME1728 - ME1729 for Medicine in Italian or ME2491 for Medicine in English);
5. For each course, the curriculum, the code, the number of credits, the year and semester of delivery, and the responsible teacher will be reported.

15. LIBRARIES AND LIBRARY SERVICES

Libraries are ideal places to study in tranquillity, but also to use computer stations and borrow textbooks. There are various libraries, two specifically of the School of Medicine:

- Biblioteca Biologico-Medica Antonio **Vallisneri** - It's the library of reference for pre-clinical studies, and it's placed in via Ugo Bassi 58/B, in the Complesso Vallisneri.
- Biblioteca Medica Vincenzo **Pinali** - It's the library of reference of clinical subjects. It's placed in the Complesso Ospedaliero, in via Giustiniani 2, in front of the building of Radioterapia (West area).

BOOKING YOUR PLACE

In order to access libraries and study rooms, it's required to reserve one place through the app **Affluences** (<https://www.unipd.it/app-affluences>).

The application allows you to see in real time the open libraries and study rooms, and check their capacity. To reserve a place, it's sufficient to select the interested location, then choose the room and place, indicating the time of arrival and estimated time of permanence. Continuing the reservation, it will be necessary to specify personal data and an email address, to which a copy of the reservation, also available on the app, will be sent. After having completed the reservation and received a confirmation email, you will have to use your app upon arrival to scan the **QR code** corresponding to the chosen place, or at the entrance of the library. This passage will allow you to **confirm your presence**, so that the system won't re-assign your place to somebody else. If the entrance hasn't been validated in 30 minutes, it will be automatically cancelled.

BORROWING BOOKS

In order to borrow a book, you will need to reserve the front office service of the library of interest through the app Affluences (for the usage of Affluences, you can consult the section "Reserve the Place") and bring with you your university badge (if you haven't received that, you can specify your registration number). A person in charge of the Atheneum will be at your service to show you the location of the volume, the date of return and the modality of renewal of the borrowing.

CONSULTING THE LIBRARY CATALOGUE

To check the availability of the book in one of the University libraries, you will need to use the Galileo Discovery portal, accessible for the website GalileoDiscovery, authenticating yourself through the SSO credentials of the Atheneum. It will be sufficient to insert the books data, clicking on the title of the chosen book in the list, and verifying its location: you will find the library in which the volume is available, along with its precise location of shelf.

15.1 STUDY ROOMS

The study rooms are calm places, provided with spacious tables, electric sockets and Wi-Fi. They are differentiated from the libraries as there are no books to be borrowed or consulted from, but the environment you can find is the same. Here's a list of study rooms made available by the University and the City Council, so that you can choose the easiest for you to reach. You also don't need to book a place through the Affluences app.

ZONA OSPEDALE

- Aula studio (Dip. Scienze statistiche) Places 50 Address: Complesso Santa Caterina Via Cesare Battisti, 231 Opening hours: Monday-Friday 8.00-18.30; Saturday 8.00-13.00
- Sala Studenti (Dipartimento di Medicina) Places 7 Address: Policlinico Universitario eighth floor, Via Giustiniani, 2 Opening hours : Monday Friday 8:00-14:00 free access (later with limited access)
- Aula Studio (Scuola di Medicina e Chirurgia) Places 150 Address : Via Giustiniani, 3 first floor Opening hours: Monday-Friday 8.00 - 18.30

-
- Aula Studio "Borsatti" (Scuola di Medicina e Chirurgia) Places 20 Address: Policlinico Via Giustiniani, 2 Opening hours: Monday-Friday 8:00 - 18.30

ZONA PIOVEGO

- EX FIAT (Aula studio di Ateneo) Places 240 Address: Via Venezia 13, Padova Equipment: WIFI (Eduroam)
- JAPPELLI (Aula studio di Ateneo) Places 184 Address: Via Jappelli 9, Padua Opening hours: Monday-Sunday 8.30 - 22.00 Dotation: WIFI (Padova WIFI), Air conditioning
- AULA STUDIO (Dipartimento Biologia Complesso Biomedicina "Fiore di Botta") Places 80 Address: Fiore di Botta, via del Pescarotto 10 (Underground floor), Padua Opening hours: Monday-Friday 8 - 18.30 Dotation: WIFI (Eduroam), air conditioning
- AULA STUDIO D. DONGHI (Dipartimento DII, DICEA) Places 60 Address: Via Marzolo 9, Padua Opening hours: Monday-friday 7 - 19 Dotation: WIFI, 6 computer stations, air conditioning
- PAOLOTTI (Aula studio Dipartimento di Fisica e Astronomia G. Galilei) Places 52 Address: Via Belzoni, 7 - Padua Opening hours: Monday-Friday 8.30 - 18.30 Dotation: WIFI (Eduroam), air conditioning
- AULA STUDIO (Centro Servizi Interdipartimentali Vallisneri Complesso Biologico) Places 80 Address: Via Ugo Bassi 58 B (piano terra), Padua Opening hours: Monday-Friday 8 - 18.30 Dotation: air conditioning
- AULA STUDIO (Centro Servizi Interdipartimentali Vallisneri Complesso Biologico) Places 140 Address: Via Ugo Bassi 58 B (mezzanine), Padua Opening hours: Monday-Friday 8 - 18.30 Dotation: air conditioning
- POLLAIO/ACQUARIO e SERRA (Aule studio di Ateneo) Places: 132 Address: Via Belzoni 7, Padua Opening hours: Monday-Sunday 8.30 - 01 Dotation: WIFI (Eduroam), air conditioning
- AULA ASTA (Dipartimento di Matematica) Places 80 Address: Torre Archimede, Via Trieste 63 (second floor), Padua Opening hours: Monday-Friday 8.30 - 19 Dotation: WIFI (Math, Eduroam), air conditioning
- AULA SCIENZE DELLA TERRA (Dipartimento di Geoscienze) Places 126 Address: Via Gradenigo 6, Padua Opening hours: Monday-Friday 8.00 - 19.30 Dotation: WIFI (Eduroam), air conditioning

-
- AULA STUDIO di SCIENZE CHIMICHE (Dipartimento di Scienze Chimiche) Places 42 Address: Via Marzolo 1, Padua Opening hours: Monday-Friday 7 - 19 Dotation: WIFI (Eduroam), electric sockets for PC, air conditioning
 - AULA STUDIO EDIFICIO A (Dipartimento di Scienze del Farmaco) Places 40 Address: Via Marzolo 5 (internal courtyard, spread though A and B buildings of Dip. Scienze farmaceutiche), Padua Opening hours: Monday-Friday 8 - 19 Dotation: WIFI (Eduroam)

ZONA CENTRO STORICO

- TITO LIVIO (Aula studio di Ateneo) Places 180 Address: Galleria Tito Livio 7, Padua Opening hours: Monday-Sunday 8.30 - 22.00 Dotation: WIFI (Padova WIFI), air conditioning
- AULA STUDIO EDIFICIO B (Dipartimento di Scienze del Farmaco) Places 15 Address: Via Marzolo 5 (cortile interno dislocate tra gli edifici A e B del Dip. Scienze farmaceutiche), Padova Opening hours: Monday to Friday 8 - 19 Dotation: WIFI (Eduroam)
- AULA STUDIO "B" (Dipartimento di Fisica e Astronomia) Places 21 Address: Vicolo dell'Osservatorio 2, Padua Opening hours: Monday-Friday 8 - 18.30 Dotation: wiring WIFI (Eduroam), 3 PC stations, air conditioning
- AULA "STUDENTESSE" (Palazzo del Bo) Places 16 Address: Via 8 Febbraio 2, Padua Opening hours: Monday-Friday 7 - 19.30; saturday 7 -13.30 Dotation: WIFI (Eduroam)
- AULA "STUDENTI" (Palazzo del Bo) Places 20 Address: Via 8 Febbraio 2, Padua Opening hours: Monday-Friday 7 - 19.30; Saturday 7 - 13.30 Dotation: WIFI (Eduroam)
- AULA STUDIO "LA VETRINA" (Scuola di Scienze umane) Places 40 Address: Via Accademia angolo via Patriarcato, Padua Opening hours: Monday-Friday 7.30 - 19.10
- AULA STUDIO (Scienze statistiche) Places 50 Address: Complesso Santa Caterina Via Battisti 231 (ground floor) Opening hours: Monday to Friday 8-18:30 Dotation: 10 desktop computer, WIFI (Eduroam), air conditioning
- SALA LETTURA STUDENTI (Dipartimento Ingegneria Industriale DII Complesso Ingegneria Meccanica) Places 30 Address: Via Venezia 13, Padova Opening hours: Monday to Friday 8-19 Dotation: WIFI (Eduroam), air conditioning
- Centro Culturale Altinate di San Gaetano (Comunale) Places 23 (aula studio) e posti biblioteca Address: Via Altinate 71, Padova Opening hours: Monday to Saturday 8-19, Sunday 10-19. Dotation: WIFI (Padova WIFI)
- Centro universitario Padovano- Palazzo Zabarella (Comunale) Places: 70 Address: via Zabarella 82, Padova Opening hours: Monday to Friday 7.30 - 21.00, Saturday and Sunday 9.00 – 19.00 Dotation: WIFI through Captive Portal

-
- GALILEI (Aula studio di Ateneo) Posti 280 Indirizzo: via Galilei 42, Padova Orario di apertura: da lunedì a venerdì dalle 8.30 alle 20 Dotation: WIFI (Padova WIFI), air conditioning, room for study groups
 - MARSALA (Aula studio di Ateneo) Posti 120 Indirizzo: via Marsala 15, Padova Orario di apertura: da lunedì a domenica dalle 8.30 alle 20 Dotation: WIFI (Padova WIFI), no air conditioning

The following libraries and study rooms are open also **during the weekend**:

- Biblioteca Beato Pellegrino;
- Biblioteca Liviano;
- Aula studio Jappelli;
- Aula studio Pollaio, Acquario e Serra;
- Aula studio Tito Livio;
- Centro Culturale Altinate di San Gaetano;
- Centro Universitario Padovano- Palazzo Zabarella;
- Aula studio Marsala.

16. CANTEENS

In proximity of the main University facilities are located places for eating managed directly by ESU or by institutions, companies or privates that are associated with it. The choice of food offered is various and submitted to many quality controls.

Food Service and Canteens offer two different types of meals: a “full meal” or alternatively a “reduced meal”. The full meal is composed by:

- First course
- Main course
- Side course
- Dessert or fruits
- Beverages

The reduced meal instead differs from the full meal by the choice of either a first course or a main course, with everything else maintained as in the full meal. If the customer desires a meal composition that differs from the two alternatives (full or reduced meal), he/she can ask, when allowed and indicated, the provision of a single dish, with specific rates for service, first and main course, side and dessert/fruits.

To have access to any of the facilities of the University food service is compulsory for the student to possess a personal **QR code**, not transferable, **generated by the ESUPd.EAT app** at the cashier desk. For further information refer to <https://www.esu.pd.it/en/our-main-activities/food-services-canteens>

The QR code will be available within 72 hours from the enrolment, after the creation of the university personal serial number.

You can consult the opening times on ESU website, generally the canteens are open for lunch, from Monday to Friday. Here's a list of all the canteens and affiliated restaurants in Padova:

- **CASA DEL FANCIULLO**

PADOVA vicolo Santonini, 12

Lunch opening time: 11.30-14.30

- **NORD PIOVEGO**

PADOVA Via G. Colombo, 1 (at the corner with via Ugo Bassi)

Lunch opening time: 11.30-14.30

- **BELZONI**

PADOVA via Belzoni, 158

Lunch opening time: 11.45-14.30

- **PIO X**

PADOVA Via Bonporti, 20

Lunch opening time: 11.30-14.30

Dinner opening time: 18.45-21.00

- **MURIALDO**

PADOVA Via Grassi, 42 (located in Stanga district, close to Europa Park)

Lunch opening time: 11.45-14.30

17. BUDDY PROJECT

As you requested to be enrolled at UniPD, you may have subscribed to the Buddy4Europe program by ESN. If you did, well, cheers, you have a Buddy in Padua!

A buddy is a **fellow Italian student** in Padua who can support and guide you during your stay. Your Buddy will always be ready to answer questions related to the city and University, and eventually plan some meetings to show you around and have fun!

The Buddy program is made to help new foreign students get accustomed to the city and the new University organisation, so that you will never feel lost while here.

If you enrol for the program, you'll have to download the **Papaya app** where you'll put your area of studies, the languages you know and your interests. Eventually, you'll be assigned to the Buddy based on the best match – and you'll see his-her name on the app. Don't worry, the Buddy will soon contact you, ready to be your anchor in Padua!



18. CUS SPORTS CENTRE

The University Sports Center (CUS Padova) is an association which offers courses, events and tournaments in various athletic disciplines, in which University of Padua students can enjoy special rates.

The offer includes a lot of sports, like volleyball, basketball, athletics, rugby, fencing, tennis, as well as courses of dancing, pilates, yoga and a lot more. In addition, there is the possibility to subscribe to the fitness gym called "CUSFit".

Almost all the facilities are located in two main points of the city:

- Via Giordano Bruno, 27
- Via Jacopo Corrado, 4



To enter all the facilities you need to become a member of the CUS Association, but the **registration is free** and it lasts for a year.

For more information let's check the website: <https://www.cuspadova.it/universitari>

19. ITALIAN LANGUAGE COURSE

Exchange students can attend Italian courses offered by the **CLA** (Centro Linguistico di Ateneo). Multiple levels are available at different time slots. The courses consist of 40 hours of class attendance and 10 hours of independent work.

If the student attends 70% of the classes and passes the final exam, they can receive a recognition of 3 ECTS. Sign-up usually opens before the beginning of the semester.

More details are available on the CLA website: <https://cla.unipd.it/en/language-courses/italian-courses/biannual-courses/>

20. STORE UNIPD

As you are now a student at Unipd, you could be looking for a way to dress as one. Don't worry: there is the Unipd store ready for you! There you can find every gadget of Unipd: are you ready to proudly take the University you belong to in your daily life?

- Location: Via VIII Febbraio 2, 35122 Padova
- Telephone: +39 049 827 3110
- Mail: unipdstore.palazzobo@unipd.it
- Timetable: Monday - Sunday: 9.00 -18.00

